

DRUGS and ADDICTIONS

KEY DATA

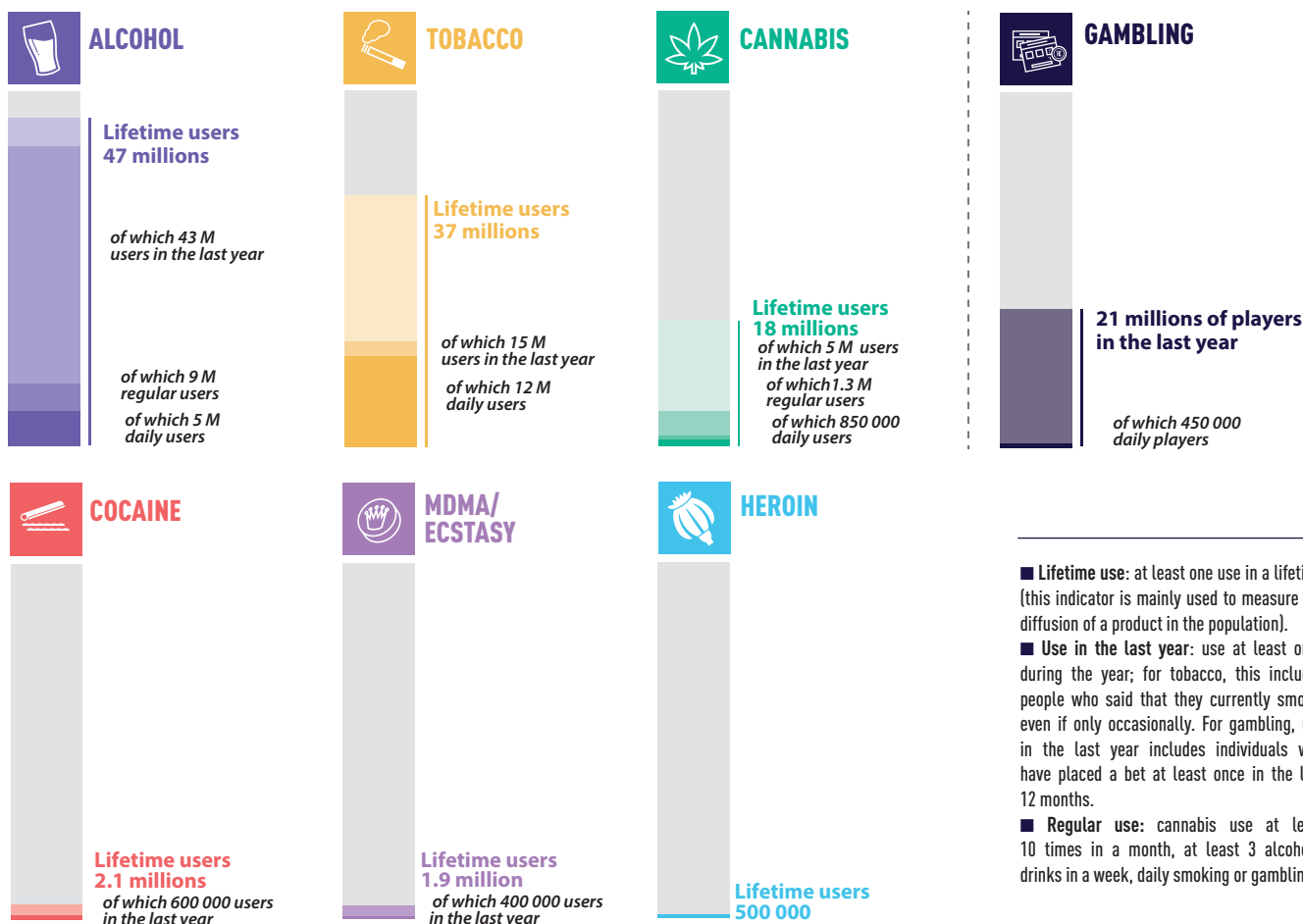
SUMMARY

This publication periodically brings together the most recent statistical indicators to quantify and describe the phenomenon of psychoactive substance use (drugs and psychotropics medicines) and addiction. This document is based on the work of the

French Monitoring Centre for Drugs and Drug Addiction (OFDT) and other data-producing organisations.

For a more complete view, scan the QR codes or visit <https://en.ofdt.fr/>.

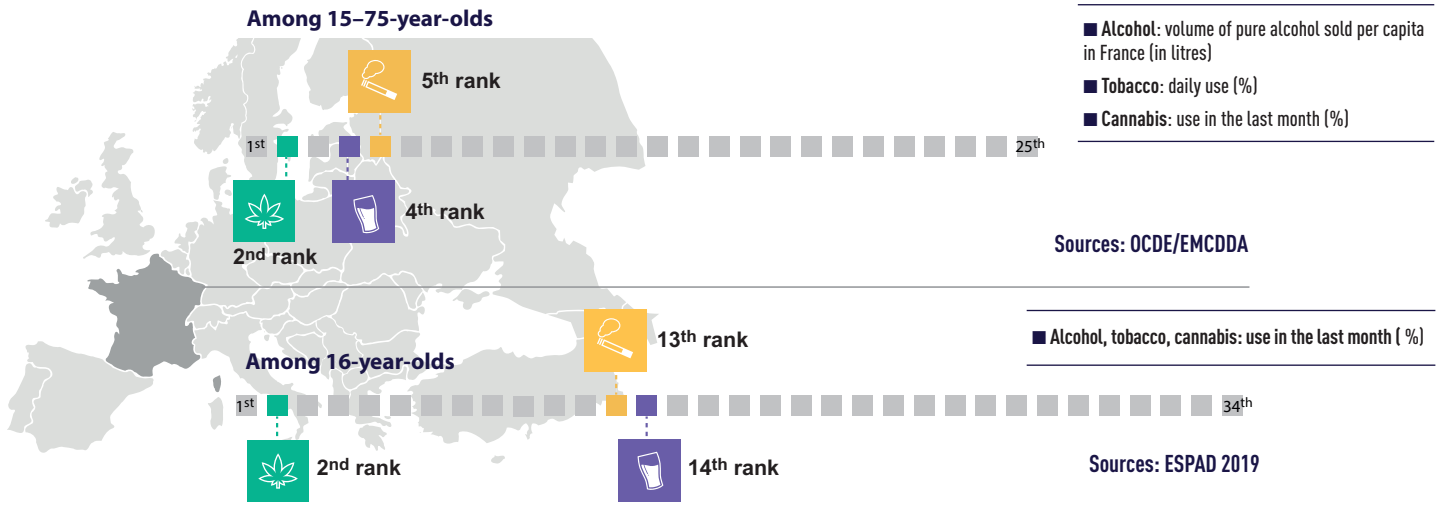
Estimated number of psychoactive substance users between 11 and 75 years old and gamblers between 18 and 75 years old in France



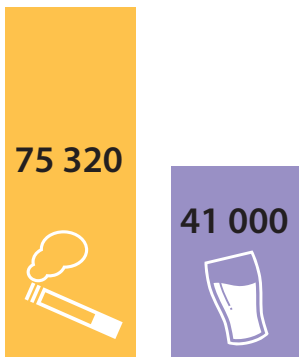
Source: OFDT estimates based on the most recent data from the Health Barometer (SpF), ESCAPAD (OFDT) and EnCLASS (HBSC, ESPAD) surveys.

These are orders of magnitude that concern the population in Metropolitan France aged between 11 and 75 years (i.e. approximately 51 million people in 2020, INSEE data) and should be read as framework data. The data on gambling is for the adult population (18-75 years) only. There is a margin of error of plus or minus 5%. For example, "18 million cannabis lifetime users" means that the number of lifetime users is between 17 and 19 million..

France's rank in Europe for the 3 most consumed products in 2019



Deaths attributable to tobacco and alcohol use in 2015



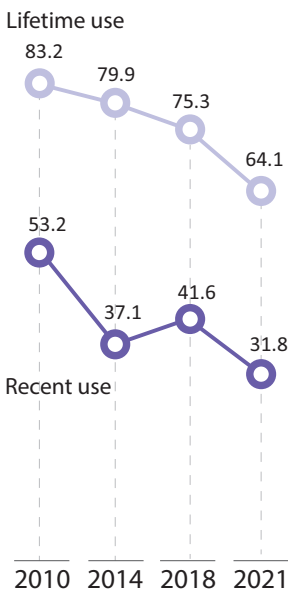
Deaths directly related to the use of illicit substances and opioid medicines in 2019



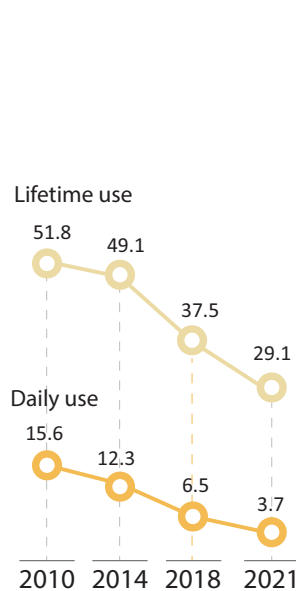
Source: Deaths declared by toxicologists, DRAMES and DTA data, CEIP-A Grenoble and ANSM, 2019

Changes in use levels for the 3 most consumed products, among ninth grade students (14–15-year-olds)* (in %)

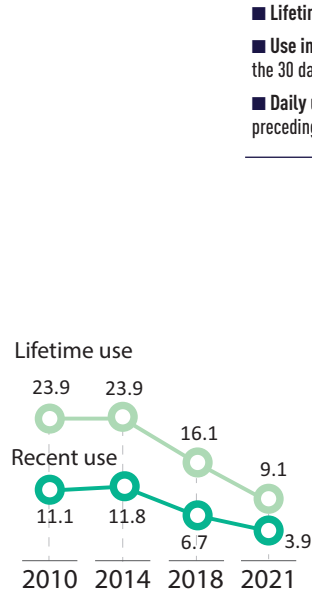
ALCOHOL



TOBACCO



CANNABIS



- Lifetime use: at least one use in a lifetime.
- Use in the last month or recent use: at least one use in the 30 days preceding the survey.
- Daily use: at least one use per day in the 30 days preceding the survey.

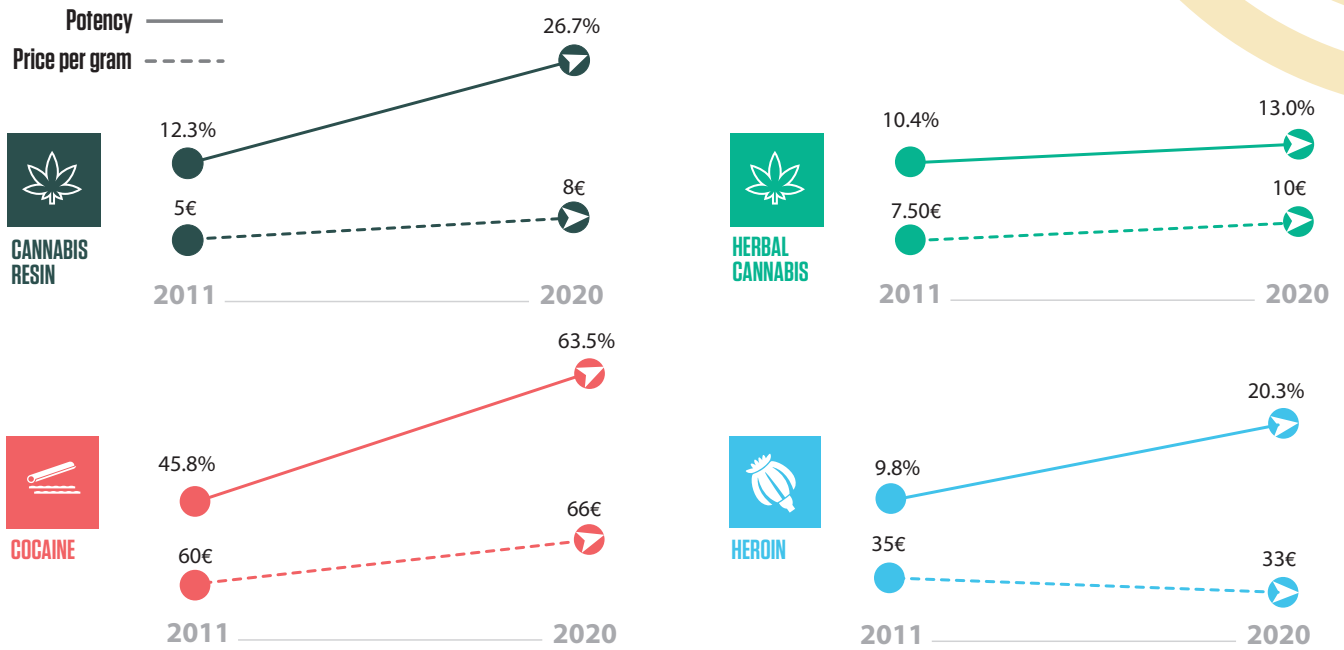
34.2% of ninth grade students had used electronic cigarettes before in 2021.



Source: EnCLASS 3^e, processed by OFDT

* "troisième" or grade 3 in France would be the equivalent of year 10 in secondary school in the UK or grade 9 of Junior High School in the United States.

Levels of price and potency in drug seizures

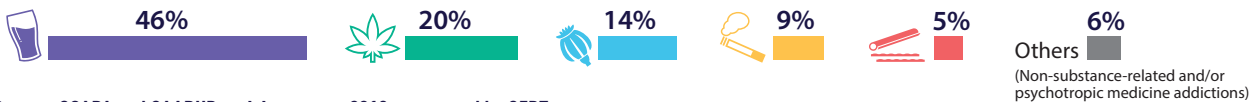


Source: French National Forensic Science Institute (SNPS), 2021 review; OCRIS/OFAST 2021

Medical treatment and social care in 2019

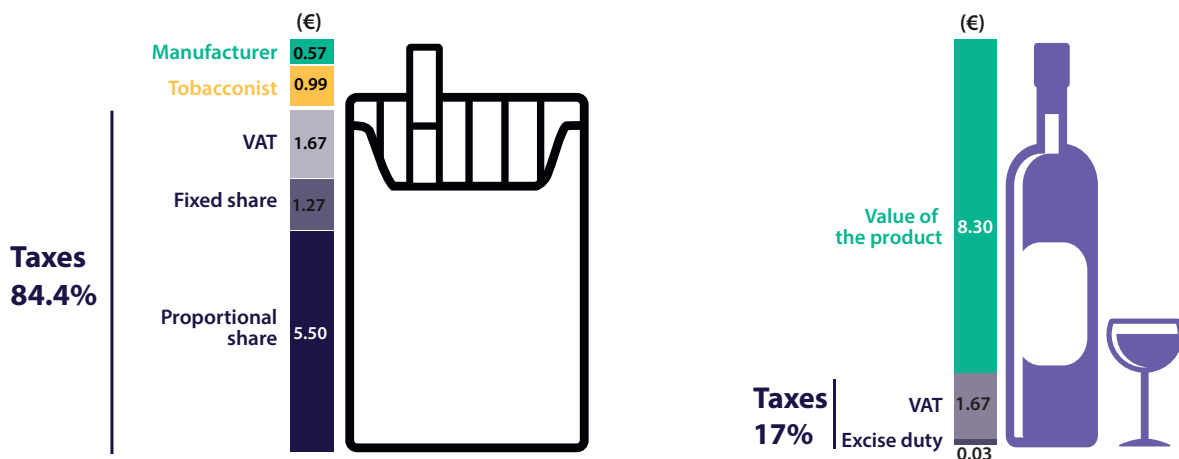


Distribution of patients seen in CSAPA according to the product or addictive behaviour causing the most problems



Source: CSAPA and CAARUD activity reports 2019, processed by OFDT

Taxation for a pack of 20 cigarettes and a 75cl bottle of wine sold for €10



Source: DGDDI, processed by OFDT




ALCOHOL

Use and consumption

10% of adults (18-75-years-old) drank alcohol daily, 15.2% of men and 5.1% of women (2017). [1]

8.4% of adolescents (17 years old) said that they regularly drank alcohol, 12% of boys and 4.6% of girls. [2]

Use in the last year (2017) [1, 2]



HEDs in the last month (2017) [1, 2]



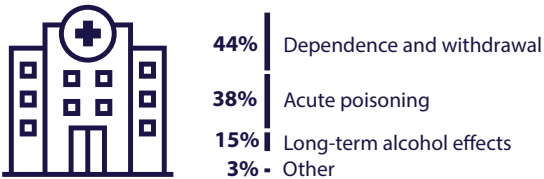
Heavy episodic drinking (HED):
 ■ 5 or more drinks on 1 occasion in the past month (at 17)
 ■ 6 or more drinks (for 18-75-year-olds)

Public responses

87 900 convictions for driving under the influence of alcohol in 2019, excluding fixed penalty notices - a procedure that allows the prosecutor to propose an intermediate measure between prosecution and dismissal - (data from the National Criminal Record, Ministry of Justice).

Most common cause of hospitalisation in France

246 000 hospitalizations in 2019 [5]



Health and social consequences

2 400 fatal road accidents (2020). [3]

16 000 cancer deaths (2015). [4]

9 000 deaths from cardiovascular disease (2015). [4]

6 800 deaths from digestive diseases (2015). [4]



Most common preventable cause of death before age 30

Supply and market

6.5% increase in relative alcohol prices between 2011 and 2019. [5]

10.4 litres of pure alcohol per inhabitant aged 15 or more placed on the market in 2020, 12.3 litres in 2011 (DGDDI data).

35% of 18-75-year-olds drank 91% of the alcohol consumed in the last year (2017). [1]

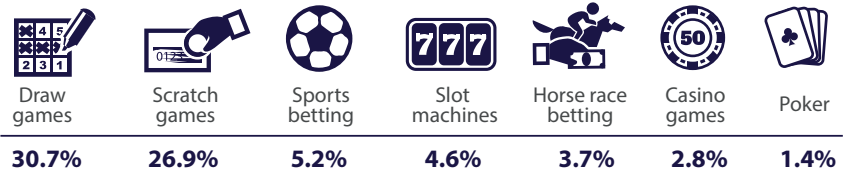
Practices

47.2% of 18-75-year-olds have gambled, 50.4% of men and 44.2% of women (2019 Health Barometer data, SpF). [6]

28.6% gambled at least once a week (2019 Health Barometer data, SpF). [6]

38.9% of 17-year-olds said that they had gambled (2017). [7]


Gambling practices in the last year among 18-75-year-olds [6]



Supply and market

Approximately €10 billion in gambling turnover, including €1.7 billion for online games excluding lottery games (2020 ANJ, FDJ, PMU, SCCJ data, processed by OFDT)

Distribution of gambling supply (2020) [8]



ONLINE



FDJ in a monopoly

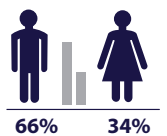
Drawing and scratch cards

14 licensed operators

- Sports betting
- Horse race betting
- Poker

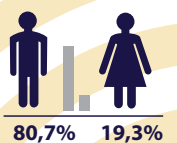
Health and social consequences

1.3 million gamblers at risk of problem gambling, including 300 000 at excessive risk (2019). [6]



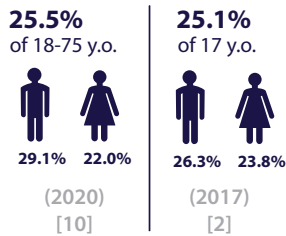
Public response

2 300 people treated in CSAPA for gambling addiction, of whom 50.3% gamble daily (2019). [9]



GAMBLING

Use and consumption



49.9% of 17-year-olds have used shisha in their lifetime (2017). [2]

29.9% of adult daily smokers attempted to quit for at least one week in 2020, 24% in 2016. [10]



Health and social consequences

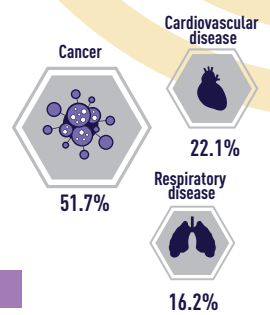
Most common risk factor for preventable cancer and involved in the development of 17 types of cancer. [11]

20% of cancers are linked to smoking (2018). [12]

Annual deaths by sex (2015) [13]



Causes of death (2015) [13]



Public responses

7 030 284 monthly stop smoking treatments sold in pharmacies in 2021, +14.4% between 2020 and 2021. [14]

402 tonnes of tobacco seized by Customs (2021). [15]

Evolution of the price of the pack of the best-selling brand [14]



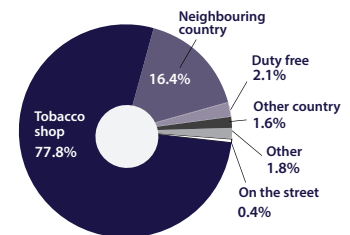
43 188 tonnes of tobacco sold in the tobacconist network, worth €21.6 billion in value (2021). [14]

77.5% of volumes sold were cigarettes (2021). [14]

16.9% of volumes sold were rolling tobacco, compared to 12.4% in 2011 (2021). [14]

23 500 tobacco shops in France (2020) [16]

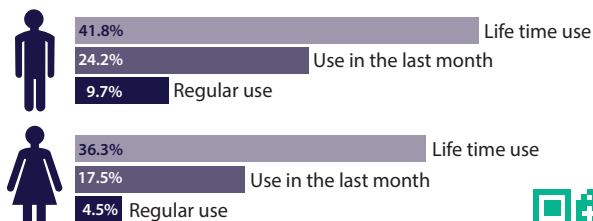
Origin of the last pack purchased in 2018 [17]



Use and consumption

46% of adults aged 18-64 have used cannabis in their lifetime and 11% used it in the past year (2020 Health Barometer data, SpF). [18]

Use at age 17 in 2017 [2]

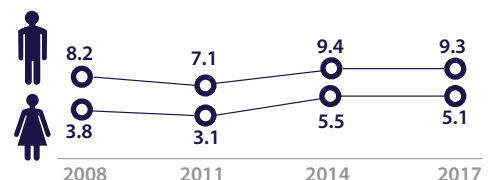


Health and social consequences

A driver testing positive for cannabis is 1.65 times more likely to be responsible for a fatal accident, x 18 for drivers above the legal blood alcohol concentration limit. [3]

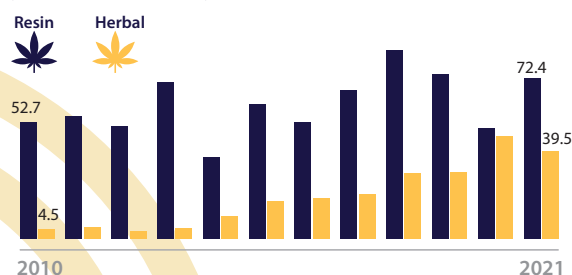
27 300 criminal fixed fines for drug use between September and December 2020, 98% of which were for cannabis. [19]

Change in the share (%) of problematic users (according to CAST) at age 17, between 2008 and 2017 [2]




Public responses

Evolution of herbal cannabis and cannabis resin seizures in tonnes (2021 OCRGIS/OFAST data)



101 771 plants seized in 2021, 54 728 plants in 2010 (2021 OCRGIS/OFAST data).



Supply and market

150 000 to 200 000 adult users (18-64-year-olds) grew cannabis at home in the last year (2017 Health Barometer data, SpF). [20]

In the last twelve months:
 ■ 38% of daily users made at least one purchase at a point of deal,
 ■ 37% had deliveries made to their homes at least once (OFDT data to be published).

€1.2 billion estimated turnover (at least) from cannabis in 2017. [21]

TOBACCO

CANNABIS



Use and consumption

1.3% of 18–64-year-olds have used heroin in their lifetime, 0.2% used it within the last year (2017 Health Barometer data, SpF). [22]

0.7% of 17-year-olds have used heroin in their lifetime in 2017. [2]

Public responses

180 000 people received prescriptions for opioid substitution drugs in 2017 (data EGBS, CNAM; RECAP, OFDT; PIRAMIG, DGOS).

25 000 naloxone kits were ordered between July 2016 and April 2020: 8 000 in 2017 and 2019, 5 000 in 2018 and almost 3 500 in the first quarter of 2020. [23]

44 300 patients admitted to CSAPA due to opioid use (2019). [24]

1/3 of the users seen at the CAARUD used heroin during the month of 2019. [25]

3/4 of the users seen at the CAARUD had used an opioid in the last month in 2019. [25]

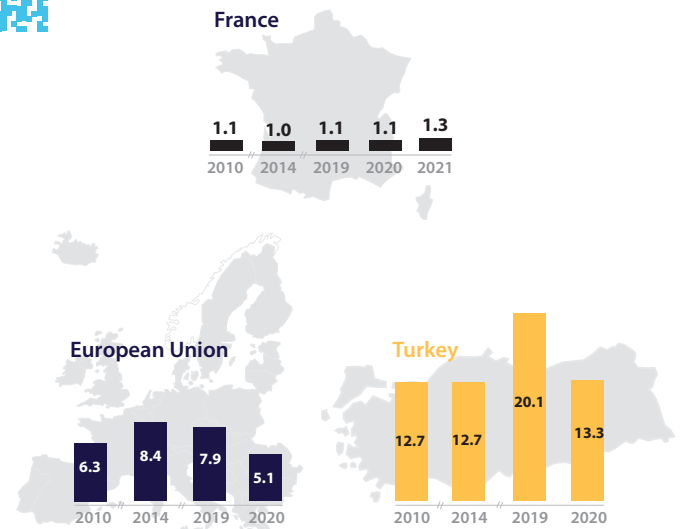
Supply and market

Global opium production is estimated at **7 410 tonnes**, 85% of which comes from Afghanistan. [26]

The "Balkan route" is the main trafficking route from Turkey to Europe.



Trends in heroin seizures in France, the EU and Turkey, in tonnes (2021 OCRTIS/OFAST data). [27]



Use and consumption

342 000 estimated problem drug users, often poly-drug users, including an estimated 129 000 who injected intravenously in 2019. [28]

■ **Problem user:** intravenous drug user or regular user of opioids, cocaine or amphetamines during the past year for the 15-64 age group (EMCDDA).

Public responses

In 2019, the **Paris DCR** had an outpatient admissions list of **900 users** and **300 visits** per day. The **Strasbourg DCR** had an outpatient admissions list of **662 users** and between **50 and 80 visits** per day (Gaia and Ithaque data). [30]

8.25 million syringes distributed at CAARUD in 2019. [31]

210 579 offences for narcotics use (all police and gendarmerie services in all France) in 2021 (Recorded crimes and offences data, Ministry of the Interior).

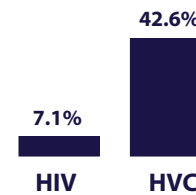
45 296 convictions for driving under the influence of drugs in 2019, excluding fixed penalty notices (data from the National Criminal Record, Ministry of Justice).

54 099 convictions for a drug offence in 2020 (data from the National Criminal Record, Ministry of Justice) of which:

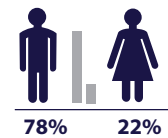


Health and social consequences

Reported seroprevalences among CSAPA injecting drug users in 2019 [9]:

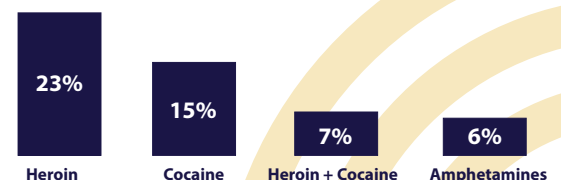


503 deaths related to illicit substance or medicine abuse in 2019 (average age 39.1 years). (DRAMES 2019, CEIP-A Grenoble and ANSM data)



Opioids alone or in combination are involved in **77%** of these deaths (DRAMES 2019, CEIP-A Grenoble and ANSM data).

Main illicit substances involved in these 503 deaths [29]



COCAINE

Use and consumption

5.6% of 18–64-year-olds have used cocaine in their lifetime (2017), 8.0% of men and 3.2% of women. 1.6% have used it in the last year in 2017, 1.1% in 2014 (2017 Health Barometer data, SpF). [22]

2.8% of 17-year-olds have used cocaine in their lifetime in 2017. [2]

Among 15–64-year-olds, the number of crack/free base cocaine users increased from 12 800 to 42 800 between 2010 and 2019. [28]

Forms of cocaine and crack

cocaine



Powder

crack/free base cocaine



Crystals (rocks)

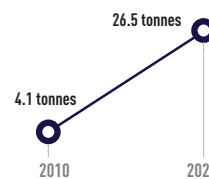


Public responses

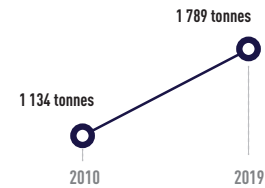
10 000 people treated at the CSAPA, of which 2/3 used cocaine in powder form and 1/3 in crack/free base form (2019). [24]

54% of people seen at the CAARUD had used cocaine in the last month, compared to 32% in 2015 (2019). [25]

Seizures in France in tonnes (OCRTIS/OFAST data)



Estimated global production in tonnes [26]



Use and consumption

5% of 18–64-year-olds have used MDMA/ecstasy in their lifetime, 7.3% of men and 2.7% of women (2017 Health Barometer data, SpF). [22]

3.4% of 17-year-olds have used MDMA/ecstasy in their lifetime in 2017. [2]

Forms of MDMA/ecstasy



Tablet (ecstasy)



Powder (MDMA)



Crystals (MDMA)

Public responses

1 454 085 ecstasy tablets seized in 2021, 663 595 in 2010 (OSIRIS data, OCRTIS/OFAST).



Supply and market

The usual price of an ecstasy tablet in 2021 was 10 euros, as in 2015 (OCRTIS/OFAST data).

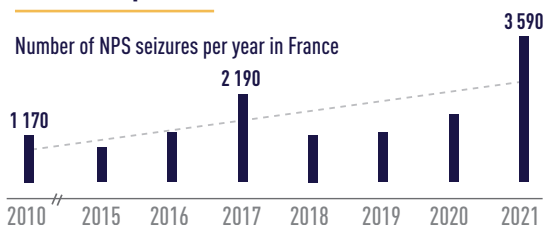
Use and consumption

1.3% of 18–64-year-olds have used synthetic cannabinoids in their lifetime and 0.3% said that they had used another NPS (2017 Health Barometer data, SpF). [22]

3.8% of 17-year-olds thought that they had taken an NPS, 12% of them were able to name it, mostly a synthetic cannabinoid. [2]

Public responses

Number of NPS seizures per year in France



(data from the Customs Laboratories Joint Service and the STUPS database, processed by OFDT)



Supply and market

368 NPS listed in France since 2008, including 35 in 2021 (SINTES, processed by OFDT).

897 NPS listed in Europe (2020 EDND data, EMCDDA).

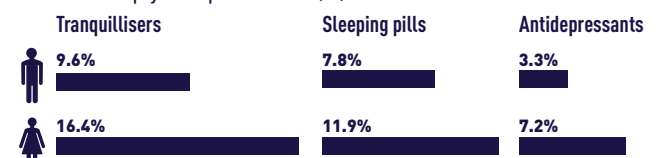
Most frequently observed substances (EWS data, processed by OFDT):

- cathinones including 3-MMC;
- synthetic cannabinoids or synthetic cannabinoid receptor agonists (SCRAs);
- synthetic opioids and benzodiazepines including ocfentanil, U-47700, etizolam and clonazolam;
- psychedelics that form the largest group of NPSs in terms of number of molecules, such as LSD (1P-LSD) and ketamine (2-FDCK) derivatives.

10% of NPSs identified in France have been seen more than 5 times in seizures each year.

■ At 17 years old [2]

Lifetime use of psychotropic medicines (%)



■ Among people seen at the CAARUD [25]

4 out of 10 users in 2019 said that they had used benzodiazepines in the last month (therapeutic or not, prescribed or not).



Use and consumption

■ In the general population (15 years and over) (2017 EGBS data, CNAM, processed by OFDT)

21% of the population was reimbursed for a psychotropic medicine at least once in the last year in 2017: 15% for an anxiolytic ; 9% for an antidepressant ; 6% for a hypnotic

MDMA/ECSTASY



NEW PSYCHOACTIVE SUBSTANCES (NPS)



PSYCHOTROPIC MEDICINES

List of acronyms

ANJ	Autorité nationale des jeux [French Gambling Authority]	ESCAPAD	Enquête sur la santé et les consommations lors de l'appel de préparation à la défense [Survey on Health and Use on National Defence and Citizenship Day]
ANSM	Agence nationale de sécurité du médicament et des produits de santé [French National Agency for Medicines and Health Products Safety]	ESPAD	European School Survey Project on Alcohol and other Drugs
CAARUD	Centre d'accueil et d'accompagnement à la réduction des risques pour usagers de drogues [Support Centre for the Reduction of Drug-related Harms]	EWS	Early Warning System
CAST	Cannabis Abuse Screening Test	FDJ	Française des jeux [the French National Lottery Operator]
CEIP-A	Centre d'évaluation et d'information sur lapharmacodépendance-addictovigilance [French Network of the Regional Abuse and Dependence Monitoring Centres]	HBSC	Health Behaviour in School-aged Children
CNAM	Caisse nationale d'assurance maladie [French Statutory Health Insurance Fund]	INSEE	Institut national de la statistique et des études économiques [French National Institute of Statistics and Economic Studies]
CSAPA	Centre de soins, d'accompagnement et de prévention en addictologie [Treatment and Prevention Centre for Addiction]	LSD	Lysergic Acid Diethylamide
DCR	Drug Consumption Room	MDMA	3,4-methylene-dioxymethamphetamine
DGDDI	Direction générale des douanes et droits indirects [French Customs Authority]	OCRSTIS	Office central pour la répression du trafic illicite des stupéfiants [Central Office for the Repression of Drug-related Offences]
DGOS	Direction générale de l'offre de soins [Directorate of Health Care Supply (within the French Ministry of Health)]	OECD	Organisation for Economic Co-operation and Development
DRAMES	Décès en relation avec l'abus de médicaments et de substances [Drug and Substance Abuse-related Deaths Survey]	OFASST	Office anti-stupéfiants [French Anti-Narcotics Office]
DTA	Décès toxiques par antalgiques [Analgesia-related Deaths Survey]	OSIRIS	Outil et système d'informations relatives aux infractions à la législation sur les stupéfiants [Statistical Information and Research Tool for Drug-related Offences]
EDND	European Database on New Drugs	PIRAMIG	Pilotage des rapports d'activité des missions d'intérêt général [Controlling Activity Reports for General Interest Purposes]
EGBS	Échantillon généraliste des bénéficiaires simplifié [General Sample of Beneficiaries]	PMU	Pari mutuel urbain [the French Racecourse Bookmaker]
EMCDDA	European Monitoring Centre for Drugs and Drug Addiction	RECAP	Recueil commun sur les addictions et les prises en charge [Common Data Collection on Addictions and Treatments]
EnCLASS	Enquête nationale en collège et en lycée chez les adolescents sur la santé et les substances [National Adolescent Health and Substance Use Survey in Middle and High Schools]	SCCJ	Service central des courses et jeux [Central Horse Racing and Gambling Service]
		SINTES	Système d'identification nationale des toxiques et des substances [National Detection System of Drugs and Toxic Substances]
		SpF	Santé publique France [the French Public Health Agency]
		STUPS	Système de traitement uniformisé des produits stupéfiants [Standardised Narcotics Processing System]
		THC	Tetrahydrocannabinol

Bibliographic references

- Groupe Baromètre de Santé publique France 2017. *La consommation d'alcool chez les adultes en France en 2017*. BEH, 2019, n° 5-6, p. 89-97.
- Spilka S. et al. *Drug use in 17-year-olds: analysis of the 2017 ESCAPAD survey*. *Tendances*, OFDT, 2018, n° 123, 8 p.
- ONISR. *La sécurité routière en France. Bilan de l'accidentalité de l'année 2020*. Paris, Observatoire national interministériel de sécurité routière, 2021, 205 p.
- Bonaldi C., Hill C. *La mortalité attribuable à l'alcool en France en 2015* [Alcohol-attributable mortality in France in 2015]. BEH, 2019, n° 5-6, p. 97-108.
- Palle C. *Les évolutions récentes de la consommation d'alcool en France et ses conséquences*. Paris, OFDT, 2020, 20 p.
- Costes J.-M. et al. *French people and gambling. Results from the 2019 Santé publique France Barometer*. *Tendances*, OFDT, 2020, n° 138, 6 p.
- Brisson A., Philippin A., Spilka S. *Niveaux de pratique des jeux d'argent et de hasard à la fin de l'adolescence en 2017. Enquête ESCAPAD 2017. Note 2018-03*. Saint-Denis, OFDT, 2018, 12 p.
- Eroukmanoff V. *Tableau de bord des « Jeux d'argent et de hasard » en France - données 2019*. Paris, OFDT, 2021, 7 p.
- Palle C. *Bilan RECAP 2019*. Paris, OFDT, 2020, 25 p.
- Pasquereau A. et al. *Consommation de tabac parmi les adultes en 2020 : résultats du Baromètre de Santé publique France* [Tobacco use among adults in 2020: Results from the Santé publique France Health Barometer]. BEH, 2021, n° 8, p. 132-139.
- Pasquereau A. et al. *Baromètre cancer 2015 - Tabac et cancer. Perception des risques en 2015 et évolutions récentes*. Saint-Maurice, Santé publique France, 2019, 18 p.
- CIRC. *Les cancers attribuables au mode de vie et à l'environnement en France métropolitaine*. Lyon, Centre International de Recherche sur le Cancer, 2018, 271 p.
- Bonaldi C., Boussac M., Nguyen-Thanh V. *Estimation du nombre de décès attribuables au tabagisme, en France de 2000 à 2015* [Estimation of deaths attributable to tobacco smoking, in France from 2000 to 2015]. BEH, 2019, n° 15, p. 278-284.
- Douchet M.-A. *Tabagisme et arrêt du tabac en 2021*. Paris, OFDT, 2022.
- DGDDI. *Bilan annuel de la douane 2021*. Montreuil, Direction générale des douanes et droits indirects, 2022, 36 p.
- Confédération des buralistes. *Les buralistes, le premier commerce de proximité, 2022*.
- Groupe Baromètre de Santé publique France. *Lieux d'achat du tabac entre 2014 et 2018 : résultats du Baromètre de Santé publique France*. Saint-Maurice, Santé publique France, 2019, 8 p.
- Le Nézet O. et al. *Les niveaux d'usage de cannabis en France en 2020. Premiers résultats du Baromètre santé de Santé publique France 2020 relatifs à l'usage de cannabis en population adulte. Note 2021-06*. Paris, OFDT, 2021, 6 p.
- Obradovic I., Protais C., Le Nézet O. *Fifty years of penal response to drug use (1970-2020)*. *Tendances*, OFDT, 2021, n° 144, 8 p.
- Gandilhon M., Spilka S., Masson C. *Les mutations du marché du cannabis en France. Produits, approvisionnements, nouvelles pratiques*. Paris, OFDT, Théma, 2019, 34 p.
- Spilka S., Legleye S. *Cannabis sales revenue in France. A new direct estimate by expenditure*. *Tendances*, OFDT, 2020, n° 137, 6 p.
- Spilka S. et al. *Levels of illicit drug use in France in 2017*. *Tendances*, OFDT, 2018, n° 128, 6 p.
- Brisacier A.-C. *Tableau de bord « Traitements de substitution aux opioïdes »*. Mise à jour septembre 2020. Paris, OFDT, 2020, 21 p.
- Palle C. *Les personnes accueillies dans les CSAPA. Situation en 2019 et évolution sur la période 2015-2019*. *Tendances*, OFDT, 2021, n° 146, 6 p.
- Cadet-Taïrou A., Janssen E., Guilbaud F. *Profils et pratiques des usagers reçus en CAARUD en 2019*. *Tendances*, OFDT, 2020, n° 142, 4 p.
- UNODC. *World drug report 2021*. New York, United Nations, 2021.
- EMCDDA. *Statistical Bulletin 2022 - Seizures of drugs > Quantity seized > Opioids (kg) > Heroin*. 2022 [In Press].
- OFDT. *Drugs*, in: OFDT (Dir.), 2021 National report (2020 data) to the EMCDDA by the Reitox National Focal Point France, Paris, OFDT, 2021, 38 p.
- CEIP-A Grenoble. DRAMES. *Principaux résultats de l'enquête 2019*. Saint-Denis, ANSM, 2021, 2 p.
- Assemblée nationale. *Mission flash sur les salles de consommation à moindre risque, 2021*.
- OFDT. *Harms and harm reduction*, in: OFDT (Dir.), 2021 National report (2020 data) to the EMCDDA by the Reitox National Focal Point France, Paris, OFDT, 2021, 36 p.

Drugs and addictions, key data

Publishing director: Julien Morel d'Arleux

Editorial management: Ivana Obradovic

Coordination: Esther Thiry with Anne de l'Eprevier

Design: Frédérique Million / Documentation: Isabelle Michot

Writing and proofreading: OFDT

Translated in English by Global Voices supervised by Anne de l'Eprevier